

March 2018

Highlights

HIGHLIGHTS™ PUZZLE TOWN!

FIND OUR **NEW** APP AT



# High Five™

Celebrating Early Childhood

# Let's Play!



[www.Highlights.com](http://www.Highlights.com)





We love to hear from you!  
eds@highlights.com

# Welcome, Spring

After a dark, cold winter, I'm always on the lookout for signs of spring. Sometimes early spring days start off sunny but bring snow later, just like in the poem "A Day in March" (page 4). Soon enough, though, I catch a warm breeze or spy crocuses popping up.

I'm not the only one looking for flowers during this time. In the story "Jack Grants a Wish" (pages 12–15), Jack's mom wishes the flowers in their garden would start growing. Jack uses his creativity and problem-solving skills to come up with a delightful solution that surprises Mom on her birthday. (It's a colorful idea I might have to try!)

As you and your child wait for the new season, you might recite and act out this month's action rhyme, "I'm a Little Seedling" (page 31). As sunshine and water are introduced, your little "seedling" grows into a straight, tall plant.

Have fun this month looking for signs of spring.

Sincerely,

Meghan Dombrink-Green, Editor

Highlights High Five™ celebrates the early years of childhood—a time of discovery when learning happens at every turn. Our magazine is dedicated to helping parents, educators, and other caregivers nurture young children by

- encouraging their natural sense of wonder about the world;
- promoting reasoning, problem solving, and creative self-expression;
- fostering a love of language and a rich vocabulary;
- and inspiring them to be kind, to get along with others, and to grow in self-confidence . . . for children are the world's most important people®.



High Five has received the Family Choice Award, the Association of Educational Publishers Distinguished Achievement Award for Preschool Fiction and the Preschool Periodical of the Year Award, the Learning Magazine Teachers' Choice™ Award for the Family, the NAPPA Gold and Silver Awards, and awards from Parents' Choice and the National Parenting Center.

Finished with this issue? Save it to reread in the future, or pass it along to a friend, classroom, library, or business with a waiting room. If it's too worn to be read anymore, please recycle it.

As part of our mission to help make the world a better place for the children of today and tomorrow, Highlights is committed to making responsible business decisions that will protect our natural resources and reduce our environmental impact.

Photos: (top) by Kyle Anderson;  
(bottom) by Guy Cali Associates, Inc.  
Cover photo by G10ck/Alamy Stock Photo





## Highlights High Five™

March 2018 • Volume 12 • Number 3  
Issue No. 135

**Editor in Chief:** Christine French Cully

**Vice President, Magazine Group Editorial:**

Jamie Bryant

**Creative Director:** Marie O'Neill

**Editor:** Meghan Dornbrink-Green

**Senior Art Director:**

Kelley Cunningham Lanuto

**Copy Editor:** Joan Prevete Hyman

**Editorial Offices:** 807 Church Street,  
Honesdale, PA 18431-1895.

E-mail: eds@highlights.com

**CEO:** Kent S. Johnson

**Vice President, International:**

Andy Shafran

**Senior Editor, International:**

Julie Stoehr

Copyright © 2018, Highlights for Children, Inc.  
All rights reserved.

**Designed for use in all the classrooms of early  
childhood, including child-care centers,  
preschools, schools, and the home.**

*Highlights High Five* is published monthly.

ISSN 1943-1465 (print)

ISSN 2330-6955 (online)

Highlights for Children, Inc.,

1800 Watermark Drive, P.O. Box 269,

Columbus, OH 43216-0269.

Periodicals postage paid at Columbus, OH;

Toronto, ON; and at additional mailing offices.

U.S. POSTMASTER: Send address changes to  
Highlights High Five, P.O. Box 6038,  
Harlan, IA 51593-1538.

Canada Post: Publications Mail Agreement

No. 40065670. Return undeliverable

Canadian addresses to P.O. Box 99 Stn. Main,  
Milton, ON L9T 9Z9.

About mailing lists: Sometimes we make our  
list of customer names available to other  
carefully screened companies whose products  
and services might be of interest to you. We never  
provide children's names. If you do not wish to  
receive these mailings, please contact us and  
include your *High Five* account number.

To subscribe to *High Five* or transfer your  
subscription to *High Five Bilingüe™* or  
*Highlights®*, make a payment, change your  
address, or for other customer-service needs,  
such as changing your contact preference,  
please contact us:

• Online: [www.Highlights.com](http://www.Highlights.com)

• Call: 1-800-255-9517

• Write: P.O. Box 5878, Harlan, IA 51593-1378

Cover art by Macky Pamintuan

Printed by LSC Communications, Seymour, IN,  
and Glasgow, KY

# March 2018

## Reading

- 4 A Day in March
- 5 The Adventures of Spot
- 6 Tex Helps a Friend (Tex and Indi)
- 12 Jack Grants a Wish
- 20 More than a Box (English/Spanish)
- 26 Stairs

## Puzzles

- 10 My First Hidden Pictures™ Puzzle
- 16 Spring Search
- 18 That's Silly!™
- 24 A Barnyard Spring  
(Look and Look Again)

## Activities

- 31 I'm a Little Seedling
- 32 Colorful Confetti Eggs
- 34 Noodle-y Kugel-y



**PARENTS:**  
If your child  
has outgrown  
*High Five*, call  
to switch to  
*Highlights®* at  
any time.



# A Day in March

By Marilyn Kratz

The sun rose high to start the day,  
Then billowy clouds hid it away.  
Soon, down came raindrops—  
*spitter, splat—*  
and changed to snowflakes, just like that!



Photo by iStock/Marilyn Nieves



# The Adventures of Spot

By Marileta Robinson • Art by Ron Zalme



Where is everyone?




No one is home.



The house is quiet.  
*Too quiet.*




"We're back!"



That's better.

# Tex Helps a Friend

By Lissa Rovetch • Art by Amy Wummer



"Let's pretend we're animals playing in the jungle!"  
Ms. French said at recess.

"*Ribbit, ribbit,*" Carley croaked. "I'm a frog, hopping  
over lily pads."


"*Glub, glub.* I'm a pufferfish," said Jack.

"I'm a sneaky snake slithering down the slide,"  
Indi said. She giggled as she wiggled.






“Wheee!” Tex squealed, grabbing the monkey bars.  
“I’m a monkey, swinging through the trees!”  
“Look out below!” Eli called from the swings.  
“I’m a parrot flying in the sky!”



Eli jumped  
off and landed  
hard on  
the ground.  
“Ouch!” he  
yelled. “I hurt  
my knee!”



“Are you OK?” Tex asked.

“It hurts to walk,” said Eli.

“I’ll help you over to the bench,” said Tex.

“What happened? Are you OK?” asked Ms. French.

“I was a parrot flying through the jungle and I fell on my knee,” said Eli.

“That’s why we say it’s not safe for kids to jump off the swings,” said Ms. French.

“But I wasn’t a kid,” said Eli. “I was a parrot.”





“All right, Mr. Parrot, let’s get you an ice pack,” said Ms. French. “And, Tex, thank you for being the most helpful monkey in the jungle.” 🐦

# My First Hidden Pictures™ Puzzle

Find these objects hidden in the big picture.



Mug



Ball



Comb



Boomerang



Ruler



Golf Club



Straw



Paintbrush



Needle

## I Brush My Teeth

By Philippa Rae

I have a little toothbrush that's red and blue and white.  
I squeeze on the toothpaste and brush from left to right.  
I brush my teeth each morning, and then again at night,  
'cause I always want to have a smile that's super bright.





Art by Gary LaCoste



# Jack Grants a Wish

By Rosi Hollinbeck • Art by Deborah Melmon



“What’s wrong, buddy?” Jack’s mom said at breakfast.

“Tomorrow’s your birthday and I don’t have a present,” said Jack.

“You can give me a big hug, Jack,” said Mom. “And we can make brunch together.”





After breakfast, Jack helped wash the dishes.  
His mom looked out the window and said, "I wish the snow would hurry up and melt. I miss our flowers."



That gave Jack an idea. When the dishes were done, he took some straws to his room. He used his crayons to draw some flowers. Then he cut them out and glued each one to a straw.



The next morning, Jack woke up early. He planted his flowers just outside the kitchen window. Then he ran back inside to wake his mom.





“Happy birthday, Mom!” he shouted.

When they went into the kitchen, Jack’s mom saw the flowers he had planted.

“They’re snow flowers, Mom,” said Jack with a big smile.

“What a great present! I love them. Thanks, buddy. Now, shall we fix a birthday brunch?”

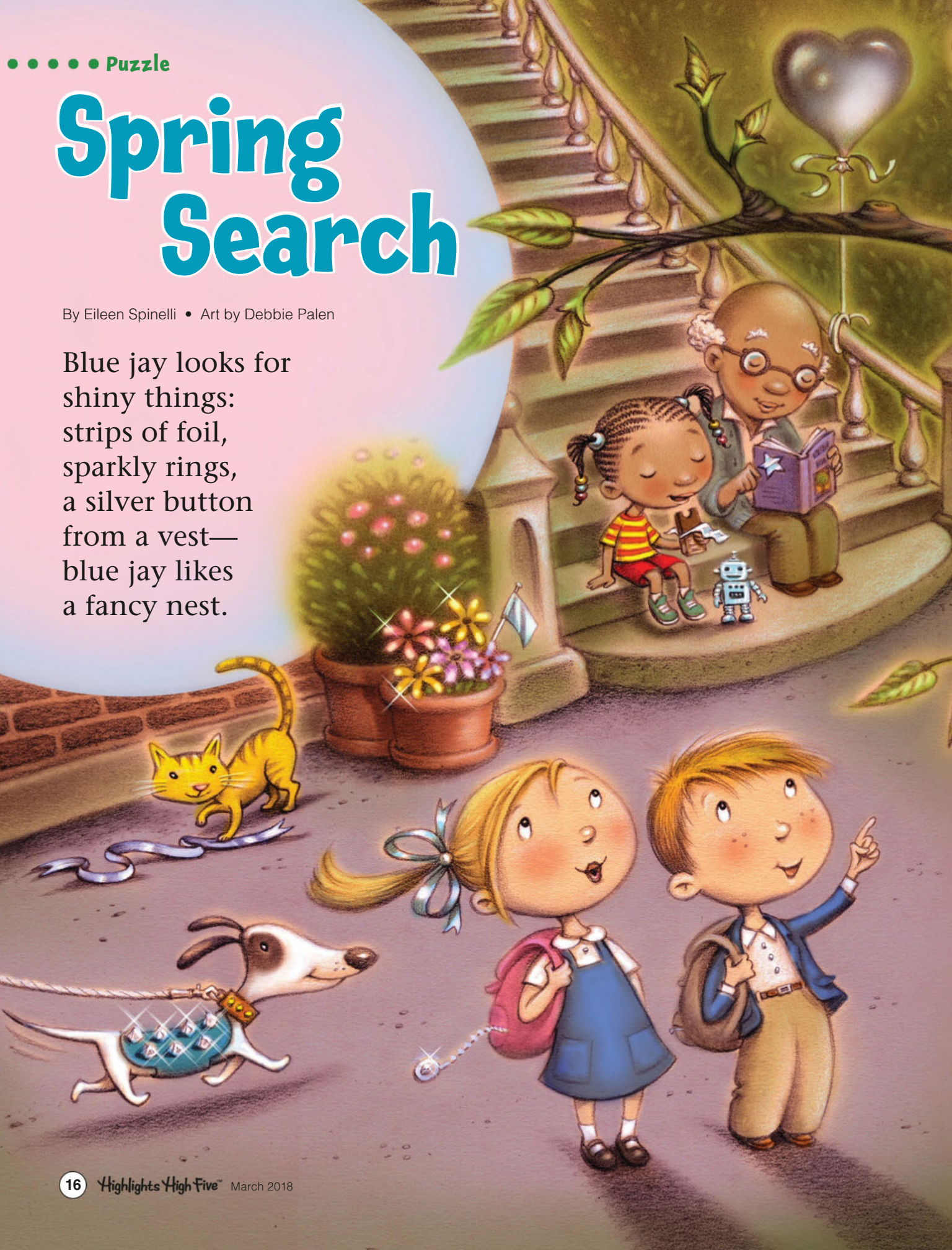
“Yes,” said Jack. “I’ll help!” 🍷




# Spring Search

By Eileen Spinelli • Art by Debbie Palen

Blue jay looks for  
shiny things:  
strips of foil,  
sparkly rings,  
a silver button  
from a vest—  
blue jay likes  
a fancy nest.







What did blue jay  
put in his nest?

How many  
animals do  
you see?

What else  
do you see?



# That's Silly!

Art by Chris Jones

[illegible]





HOT DOG \$2.75  
FRIES \$2.50  
POP \$1.99  
HAIRCUT \$25.00

10  
PINS  
LEAGUE

What  
silly things  
do you see?



# More than a Box

Grandma Hen and Chica-Chick live in a small farming town in California. Chica-Chick loves to help her grandma.



By Ana Galán • Art by Francesca Assirelli



Grandma Hen received a package in the mail.  
“My new pot!” she exclaimed.

“¡Una caja!” said Chica-Chick, looking at the big box.

“Would you like to play with the box while I make dinner?” asked Grandma Hen.

“Sí, gracias,” said Chica-Chick.





Chica-Chick went to her room and returned to the kitchen with all her stuffed animals. She put them into the box and lifted the box into the air.

**“¡Mira, abuela!”** she said. **“Es un avión.”**

Grandma Hen smiled and waved to the passengers on the plane.

**¡Una caja!**

OO-nah KAH-hah

A box!

**¡Mira, abuela!**

MEE-rah ah-BWEH-lah

Look, Grandma!

**Sí, gracias.**

SEE GRAH-syahs

Yes, thank you.

**Es un avión.**

EHS oon ah-VEEOHN

It's a plane.

Spanish pronunciation by Linda Elman



Then Chica-Chick put the box on the floor and pushed it around. “**¡Mira, abuela!**” she said. “**Es un tren.**”  
Grandma Hen waved to the passengers on the train.



Chica-Chick closed the flaps and turned the box upside down. She decorated it with crayons. “**¡Mira, abuela!**” she said.  
“**Es una casa.**”

“What a colorful house,” said Grandma Hen. “But now it’s time to clean up. Dinner is ready.”

**¡Mira, abuela!**

MEE-rah ah-BWEH-lah  
Look, Grandma!

**Es un tren.**

EHS oon TREHN  
It’s a train.

**Es una casa.**

EHS OO-nah KAH-sah  
It’s a house.

**... caja!**

KAH-hah  
... a box!





Chica-Chick put all her stuffed animals into the box.  
Then she placed the box in a corner of the room.

"What is it now?" asked Grandma Hen.

**"¡Es una caja!"** said Chica-Chick.

"Why, of course. It's a box!" said Grandma Hen. 4

# A Barnyard Spring.....

Art by Rocco Baviera



How are these pictures the same?





How are they different?



# Stairs

By Marileta Robinson

Stairs go up,



Stairs go down,




Some go straight,  
Some go around.



Stairs are narrow,  
Stairs are wide,








Photos: page 26 (top) by iStock/twitty, iStock/Lya\_Cattel, (center left) by iStock/EvgeniiAnd, (center right) by iStock/piovesempre, (bottom left) by iStock/baona, (bottom right) by iStock/lmgorthand; page 27 by iStock/solidcolours

**Climb  
to  
the top  
and  
down  
you  
slide.**





Stairs are short,



Stairs are tall,

Some have rails  
so you don't fall.



Photos: page 28 (top left) by  
iStock/jhorrocks, (top right)  
by iStock/Mlenny,  
(bottom) by iStock/Imgorthand;  
page 29 (top) by  
iStock/martinedoucet,  
(bottom) by iStock/baona





Some stairs lead  
to friendly faces,

Some lead to  
*mysterious places.*





If you're going  
up or down,  
stairs are good  
to have around.






# I'm a Little Seedling

An Action Rhyme

(To the tune of "I'm a Little Teapot")

By Barbara L. Scanlan



**1.** I'm a little seedling  
sleeping in the ground.




**2.** I reach for the sun,  
but I don't make a sound.



**3.** I open up my leaves  
when the raindrops fall.

**4.** They help me grow up  
straight and tall!





# Colorful Confetti

By Jill Douglas

## You Need

- Butter knife
- Eggs
- Small bowl
- Paint or crayons
- Paintbrush
- Paper
- Confetti
- Scissors
- Tissue paper
- Glue

**1.** Use the butter knife to make a small hole in the bottom of the egg.



**2.** Empty the egg into a small bowl. Rinse the inside of the egg with water. Let dry.



**3.** Decorate the eggshells with paint or crayons.



**4.** Roll a piece of paper to create a funnel. Place the small end inside the hole. Pour the confetti through the funnel.



**5.** Cut a small piece of tissue paper. Glue it over the hole. Let dry.



# Eggs

Eggshells filled with confetti, called cascarones, are a Mexican tradition during Easter.

**Surprise! Gently crush  
the eggs over a friend's head.**





# Noodle-y Kugel

By Pat Tanumihardja

## You Need

- 16-ounce package wide egg noodles (save the bag for later)
- 6 tablespoons unsalted butter, cut into pieces
- 5 eggs
- 1 cup whole milk
- ½ cup sugar
- ½ teaspoon salt
- 16 ounces sour cream
- 16 ounces cottage cheese
- 20-ounce can crushed pineapple, drained

## For topping

- 2 cups cornflakes
- 2 tablespoons sugar
- ½ teaspoon cinnamon
- 2 teaspoons unsalted butter, cut into pieces

## Before You Begin

Wash your hands. Grease the bottom of a 9-inch-by-13-inch glass baking dish with butter.

*Adult: Preheat the oven to 350°F. Cook the noodles according to the package directions. Drain well. Return the noodles to the pot.*



- 1.** Add the butter pieces to the warm noodles. Stir the noodles to coat.



- 2.** Beat the eggs in a large bowl.



- 3.** Add the milk, sugar, and salt. Whisk together.



- 4.** Stir in the sour cream, cottage cheese, and pineapple. Pour the mixture into the pot with the noodles. Stir to coat.



-Y

**Kugel  
(koo-gull)  
is a baked  
noodle  
pudding.**



**5.** Pour the noodle mixture into the baking dish.



**6.** Make the topping. Pour the cornflakes into the noodle bag. Close the top with a clip. Crush the cornflakes with your hands. Add the sugar and cinnamon. Shake the bag.



**7.** Sprinkle the topping over the noodles. Add the remaining pieces of butter on top.

*Adult: Bake for 45–50 minutes, or until the edges are golden brown. Let stand 5 minutes before serving.*





Thanks for reading

# High Five



Chica-Chick is pretending the box is an airplane.  
What do you like to pretend?

Which kite has a match?



Look for these pictures inside the magazine.

A. page 12 B. page 11 C. page 19 D. page 16

Look for the hidden “Smiling **H**” on the front cover.